

# Channel Bulletin


LATEST NEWS FROM EPSON

**EPSON**  
EXCEED YOUR VISION

May 2023

## Deliver brilliant displays with remarkable brightness and 4K Enhancement

EB-L570U and EB-L770U



**ProSelecta**

View :: Compare :: Select - [www.ProSelecta.com](http://www.ProSelecta.com)

## KEY FEATURES:

- **New 4K Enhancement** - Go beyond High Definition with 4K enhancement and native WUXGA (1920 x 1200) resolution for presentations, videos, digital signage and more
- **Laser Light Source** - Experience astonishing quality and reliability
- **Up to 3x Brighter Colours and Reliable Performance<sup>1</sup>** - 3LCD, 3-chip technology
- **Powerful Brightness** - Up to 7,000 Lumens colour brightness and 7,000 Lumens white brightness
- **Extraordinary Sharpness and Detail** - Up to 2,500,000:1 dynamic contrast ratio
- **Virtually Maintenance-free Operation** - Featuring breakthrough laser technology, the L770 series delivers a laser light source of up to 20,000 hours<sup>2</sup>
- **Bright and Compact** - The flat, simplified design makes the L770 series an ideal fit for a range of environments, including modern offices and luxury interiors
- **New Flexible Display Options and Sizes** - Deliver impactful sessions with displays up to 460 inches in 21:9 wide aspect ratio
- **New External Camera Support** - The ELPEC01 automatically calibrates images with the Epson Professional Tool software
- **Image Enhancement Features** - Experience crisp images with super resolution and detail enhancement technology
- **Content playback** - Save videos and photos to USB flash memory and project them instantly without the need for a PC
- **360° Installation** - Install on any plane, from horizontal to vertical and everything in-between
- **Manual Lens Shift, Zoom and Focus** - Up to  $\pm 50$  percent vertical and  $\pm 20$  percent horizontal manual lens shift
- **HDBaseT** - Transmit high quality video and audio, Ethernet and Serial communication through a single CAT 5/6 cable that can be extended up to 100m
- **Wireless LAN Enterprise Security** - Connect projectors in a secure wireless network environment
- **5 Year Projector Warranty** - A class leading 5-year warranty<sup>3</sup>

## HIGH IMAGE QUALITY

### 3LCD Technology

All Epson projectors are based on 3-chip LCD technology for amazing colour, incredible detail and solid reliability. 3LCD's 3-chip architecture dedicates an entire chip to process each primary colour – red, green and blue, continuously. Unlike single-chip technology that delivers colour sequentially, you get full-time colour. The result is vibrant, realistic images and video all delivered with 3LCD's true-to-life colour.



### Up to 3x Brighter Colours with Epson Projectors\*



Epson projectors use 3LCD Engines that have no colour wheel with a white segment and therefore don't force a tradeoff between white and colour brightness.

In fact, Epson projectors have up to 3x Brighter Colours than their leading competitive 1-chip DLP projectors\*. If you are looking for business and education projectors or 720p home entertainment projectors, know that choosing Epson projectors means up to 3x brighter colours. If you are looking for 1080p home entertainment projectors, you consistently get 2x and up to 3x Brighter Colours than competitor 1-chip DLP projectors\*.

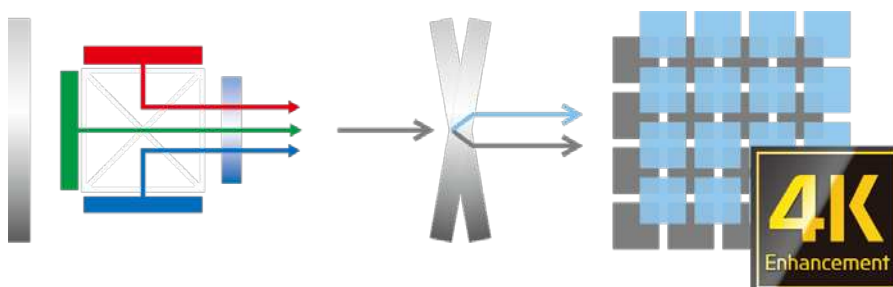
All Epson projectors list both White Brightness and Colour Brightness specifications, and all have high Colour Brightness.

\*Colour brightness (colour light output) in brightest mode, measured by a third-party lab in accordance with IDMS 15.4. colour brightness will vary depending on usage conditions. Top-selling Epson 3LCD projectors versus top-selling 1-chip DLP projectors based on NPD sales data for October 2019 through September 2020.

### NEW 4K Enhancement

The EB-L770U and EB-L570U deliver high-precision images with 4K Enhancement (4KE) technology. Upscale 1080p content with 4KE, which shifts pixels diagonally by 0.5 pixels to double the resolution, for crisp and high-definition images.

When using a daisy chain, 4KE isn't supported.



## Laser Light Source

Experience astonishing quality and reliability with Epson's laser light source. The newly designed laser light source and advanced electrostatic filter deliver 20,000 hours of maintenance-free use and consistent performance for total peace of mind during important presentations.



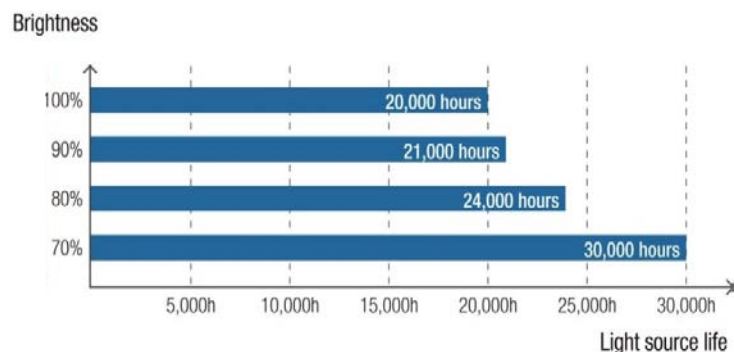
## Up to 7,000 lumens

Powered by 3LCD technology and Epson's laser optical engine, the EB-L770U is capable of producing White Light and Colour Light Output of 7,000 lumens, delivering captivating images in virtually any venue.



## Custom brightness adjustment

The laser light source also lets you take control of brightness with precise adjustment in increments of 1% and has a constant brightness mode that maintains brightness at a specified level. This makes it easy to adjust the image to fit to your viewing environment and can also prolong projector life.



## Flexible display options and sizes


Display images up to 500" and switch between a variety of aspect ratios, from standard 16:10 to ultra-wide 21:9 that provides for a more immersive experience—ideal for hybrid work environments as well as classrooms.

The more information that needs to be displayed on a single screen, the more critical the need for a larger display and higher resolution.



## Super Resolution with Detail Enhancement

Get a crisper and sharper image with advanced image features on the EB-L770 Series. Super-resolution defines edges for standard and HD content, while Detail enhancement refines surface detail for true-to-life images. With advanced digital processing, visibility of image displays such as small letters and patterns improves and the sharp edges create crisper images for a more immersive experience.




Enhancement : **OFF**

Enhancement : **ON**

## Scene adaptive gamma correction

The EB-L770 Series offers high visibility in any environment with image quality adjustment features, such as scene-adaptive gamma correction. This feature analyses images frame-by-frame and automatically adjusts the gamma level to project at the optimum contrast. Natural-looking images are achieved by controlling crushed blacks in dark scenes and clipped whites in bright scenes.

Light image



Dark image




## ADVANCED INSTALLATION FEATURES

### Lens Shift, Zoom and Focus

The manual lens shift covers a wide range, offering a great deal of flexibility when installing the projector.

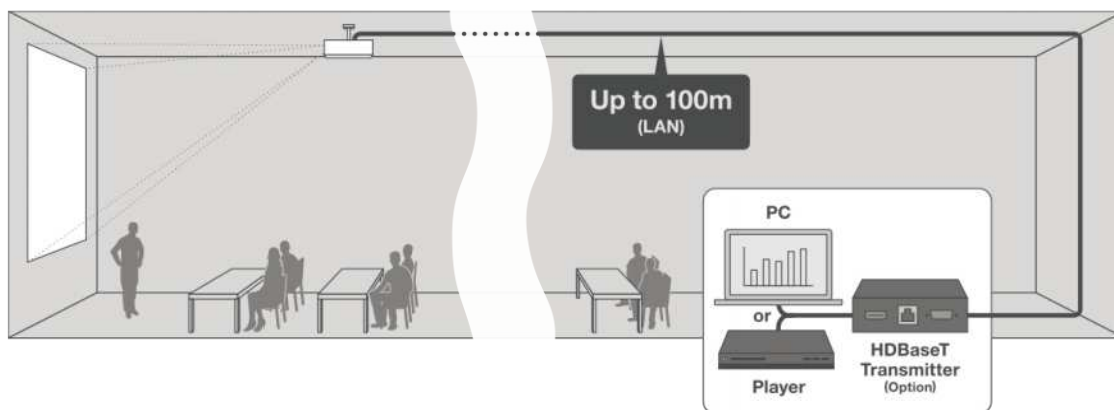
\*  $\pm 50\%$  vertically,  $\pm 20\%$  horizontally



### HDBaseT and Diverse Connectivity


Cutting-edge HDBaseT technology means just one single CAT-5/6 cable carries video, audio, network and control commands up to 100 metres to accommodate large venues. No need for additional cables, signal repeaters or added labour.

*When using a daisy chain, the input IF is HDMI only (no HDBaseT).*



### 360 Degree Projection

The Epson EB-L770 Series can be rotated 360° in any direction for off-axis positioning flexibility. As a result, they can be used for a wide range of applications, such as projecting on the ceiling or floor, or as part of a rear-projection system. Epson technology keeps the projector running without compromising performance or causing overheating.



### Colour Uniformity

Keep images consistent and maintain images that have become uneven over time between multiple projectors with manual colour correction function.

## Edge Blending

Enhance the experience with seamless panoramic, multi-screen images that blend edges by matching colour and brightness perfectly, even in areas that overlap.




## Point Correction

Make smooth adjustments of distorted projection images by shifting each of the points laid out on the grid pattern.

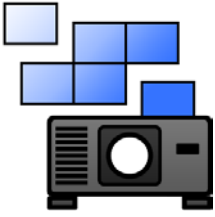


## New Corner Wall and Curved Surface Projection

Quickly and precisely correct any vertical or horizontal image distortion with Epson's curved surface and corner wall projection. These features allow for greater flexibility when choosing a projection surface. Enhance your viewers' experience by projecting your content in a unique environment with ease.



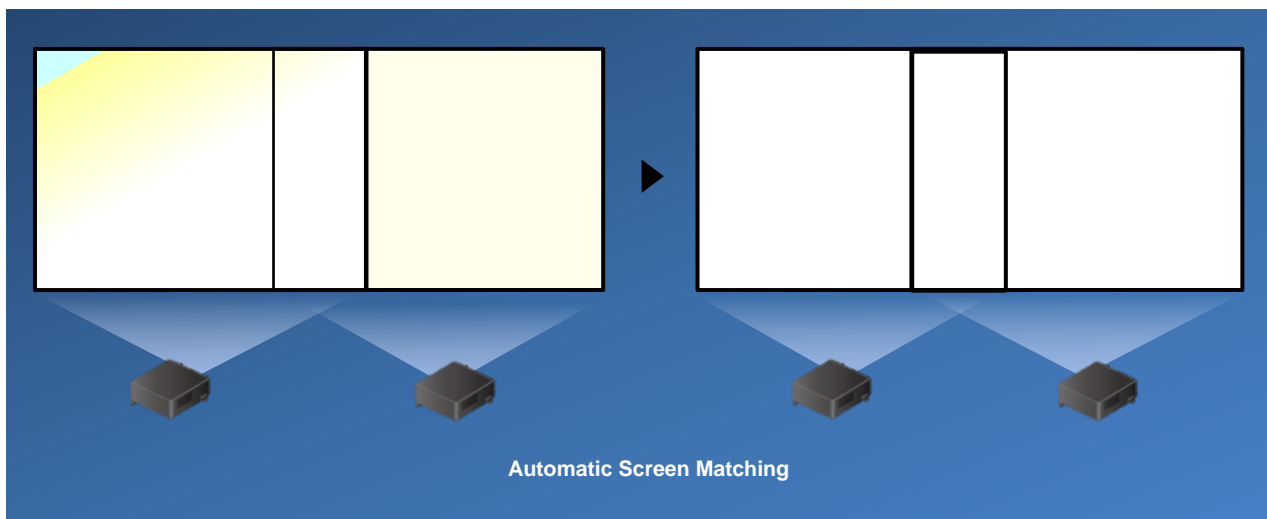

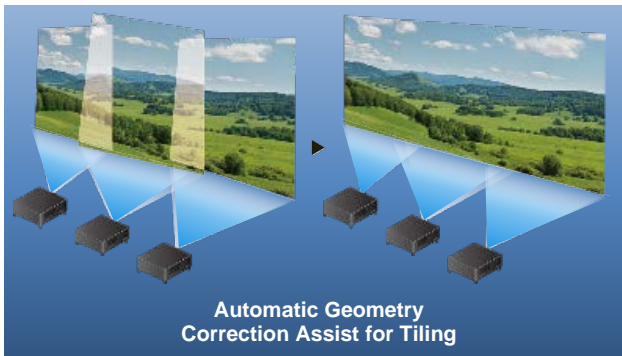
## Epson Projector Professional Tool (EPPT)



Setup multiple projectors straight out of the box with new large venue application software. The Epson Professional tool allows you to adjust and control images projected on a network with high-end projector setup features such as geometry correction, image layout adjustment and edge blending. Exclusively bundled to Epson laser projectors, large scale presenting has become much easier and flexible with automation.

### **NEW** Epson Projector Professional Tool x ELPEC01 support

Pair an ELPEC01 external camera with an EB-L770U or L570U projector to enable automation for geometry correction and screen matching. Powered by Epson Projector Professional Tool software, the set up for tiling and stacking of multiple projectors is quicker and easier than ever before.





## EASY TO USE

### Content Playback

The EB-L770 series projectors have an in-built content playback feature, allowing you to save videos and photos to USB flash memory and project them instantly without the need for a PC. Epson's dedicated software for digital signage applications complements the embedded feature for a cost-effective solution.



For instant content creation, the Epson Creative Projection App is available on iOS devices.



For scheduling, the Epson Content Management software is available for planning and execution.

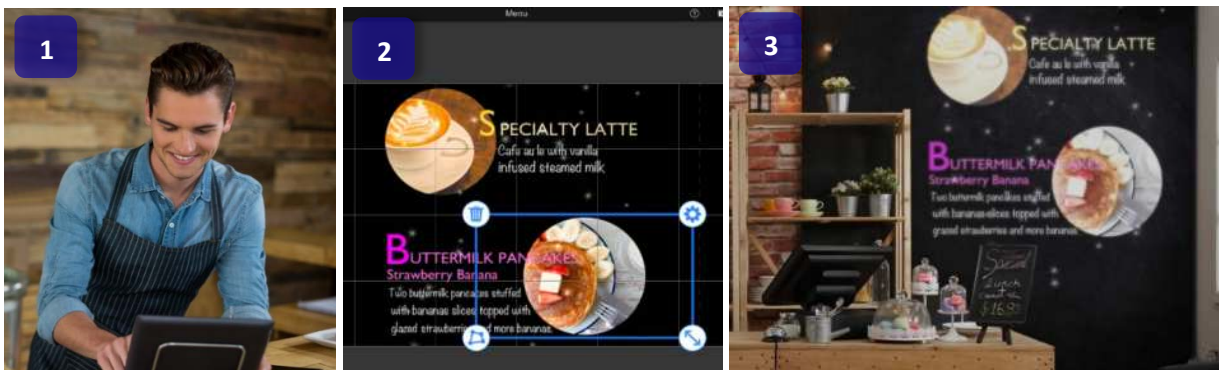
### Epson Creative Projection App



With the Epson Creative Projection app, you can create original, dazzling content to enliven rooms, product displays, and spaces around you, anytime and anywhere. Available on iOS devices, such as iPhone and iPad, content can be previewed while projecting and editing content at the same time. With extensive preloaded templates, freely arrange and combine materials in the app any way you like.



From simply uploading photos and movies from a mobile device to making animated visual effects, instantly make your display content come to life without requiring a PC.



## Epson Content Management Software



With Epson Content Management software, you can easily create playlists for signage content from a PC or a laptop. The ability to set schedules and register the shape filter settings gives you advanced control such as synchronised playback.

Key features of the software include:

- Creating playlists
- Adding visual effects
- Setting up remote shortcuts
- Applying custom filters
- Scheduling playlists



## DICOM Simulation Mode

DICOM (Digital Imaging and Communication in Medicine) is a standard for handling, storing, printing and transmitting medical imaging information. The projector's DICOM Simulation Mode enables users to reproduce images with an advanced grayscale level that simulates DICOM Part 14. This mode is ideal for viewing grayscale medical images, such as X-rays, for training and educational purposes.

## Collaborative Presenting

Multiple users can connect simultaneously to one projector using Epson iProjection software which allows you to display four individual PC screens simultaneously over the network (wired or wireless), with up to 50 users connected to the same projector.



You can drag and drop participants into or out of one of the four quadrants. This feature is a great tool for meetings or classroom projects where multiple users want to present and compare their screens. You can also connect up to four remote projectors at the same time and show the same multi-screen image: another great tool for remote meeting setups.

## Simple Control with Epson Projector Management software

Use features such as Epson Projector Management software to monitor and control projectors, with fleet control across a network or on a web browser to keep track of up to 2,000 projectors.

## PRODUCT CODES

### Projectors

PRODUCT CODE	DESCRIPTION
V11HA98053BU	EB-L570U
V11HA96053BU	EB-L770U

### Accessories

PRODUCT CODE	DESCRIPTION
V12HA46010	ELPEC01 External Camera
V13H134A56	ELPAF56 Replacement Filter
V12H731P01	ELPAP11 Wireless LAN Adaptor
V12H003B22	ELPMB22 Standard ceiling mount
V12H526040	ELPMB30 Low profile ceiling mount
V12H003P13	ELPFP13 Extension Pole 668-918 mm
V12H003P14	ELPFP14 Extension Pole 918-1,168 mm

### Part Numbers and Dimensions

DESCRIPTION	PRODUCT CODE	BARCODE
EB-L570U	V11HA98053BU	9314020638480
<b>PACKAGE DIMENSIONS</b>		
Dimensions (D x W x H)	569 x 532 x 225 mm	
Weight	11.92 kg	

DESCRIPTION	PRODUCT CODE	BARCODE
EB-L770U	V11HA96053BU	9314020638473
<b>PACKAGE DIMENSIONS</b>		
Dimensions (D x W x H)	569 x 532 x 225 mm	
Weight	12.12 kg	

# SPECIFICATION COMPARISON

Model	EB-L520U	New EB-L570U	EB-L730U / L735U	New EB-L770U
<b>TECHNOLOGY</b>				
Projection System	3LCD	3LCD	3LCD	3LCD
LCD Panel	0.67-inch	0.67-inch	0.67-inch	0.67-inch
<b>IMAGE</b>				
Light Source	Laser Diode	Laser Diode	Laser Diode	Laser Diode
Resolution	WUXGA	WUXGA (4K Enhancement)	WUXGA	WUXGA (4K Enhancement)
Colour Light Output	5,200 lm	5,200 lm	7,000 lm	7,000 lm
White Light Output	5,200 lm	5,200 lm	7,000 lm	7,000 lm
Native Aspect Ratio	16:10	16:10	16:10	16:10
Contrast Ratio	2,500,000:1	2,500,000:1	2,500,000:1	2,500,000:1
LD Input Power	185 W	185 W	236 W	233.6 W
Keystone Correction	Vertical: ±30° Horizontal: ±30°	Vertical: ±30° Horizontal: ±30°	Vertical: ±30° Horizontal: ±30°	Vertical: ±30° Horizontal: ±30°
Lens Shift	-	Vertical: ±50% Horizontal: ±20%	Vertical: ±50% Horizontal: ±20%	Vertical: ±50% Horizontal: ±20%
<b>OPTICAL</b>				
Zoom	1 - 1.6 (Optical)	1 - 1.6 (Optical)	1 - 1.6 (Optical)	1 - 1.6 (Optical)
Screen Size	50" to 500"	50" to 500"	50" to 500"	50" to 500"
Projection Distance	80" screen 2.33 m - 3.78 m	80" screen 2.33 m - 3.78 m	80" screen 2.33 m - 3.78 m	80" screen 2.33 m - 3.78 m
Throw Ratio	1.35 (Zoom: Wide) 2.20 (Zoom: Tele)	1.35 (Zoom: Wide) 2.20 (Zoom: Tele)	1.35 (Zoom: Wide) 2.20 (Zoom: Tele)	1.35 (Zoom: Wide) 2.20 (Zoom: Tele)
Projection Lens F Number	1.5 - 1.7	1.5 - 1.7	1.5 - 1.7	1.5 - 1.7
Projection Lens Focal Length	20 mm - 31.8 mm	20 mm - 31.8 mm	20 mm - 31.8 mm	20 mm - 31.8 mm
Focus Method	Manual	Manual	Manual	Manual
<b>CONNECTIVITY</b>				
Input: Computer	2 x D-sub 15-Pin (RGB),	-	2 x D-sub 15-Pin (RGB),	-
Input: Digital	2 x HDMI, 1 x HDBaseT	2 x HDMI, 1 x HDBaseT	2 x HDMI, 1 x HDBaseT	2 x HDMI, 1 x HDBaseT
Input: Audio	2 x Stereo mini	-	2 x Stereo mini	-
Control: I/O	1 x RS-232C	1 x RS-232C	1 x RS-232C	1 x RS-232C

Model	EB-L520U	New EB-L570U	EB-L730U / L735U	New EB-L770U
<b>Network: I/O</b>	1 x RJ45, 1 x USB A (for optional ELPAP11)	1 x RJ45, 1 x USB A (for optional ELPAP11)	1 x RJ45, 1 x USB A (for optional ELPAP11)	1 x RJ45, 1 x USB A (for optional ELPAP11)
<b>USB: I/O</b>	1 x USB A, 1 x USB B	2 x USB A, 1 x USB B	2 x USB A, 1 x USB B	2 x USB A, 1 x USB B
<b>HDBaseT</b>	Yes	Yes	Yes	Yes
<b>Wireless Connectivity</b>	Optional (ELPAP11)	Optional (ELPAP11)	Included	Optional (ELPAP11)
<b>Output: Video</b>	1 x D-sub 15-Pin (RGB)	-	1 x D-sub 15-Pin (RGB)	-
<b>Output: Digital</b>	-	1 x HDMI	1 x HDMI	1 x HDMI
<b>Output: Audio</b>	1 x Stereo mini	1 x Stereo mini	1 x Stereo mini	1 x Stereo mini
<b>ADVANCED FEATURES</b>				
<b>4K Enhancement</b>	-	Yes	-	Yes
<b>Built-in Speaker</b>	10 W	10 W	10 W	10 W
<b>External Camera Support (ELPEC01)</b>	-	Yes	-	Yes
<b>Epson Projector Management</b>	Yes	Yes	Yes	Yes
<b>Epson iProjection (Multi-PC Projection)</b>	Yes	Yes	Yes	Yes
<b>Epson Professional Tool</b>	Yes	Yes	Yes	Yes
<b>Epson Projector Content Manager</b>	Yes	Yes	Yes	Yes
<b>Wireless LAN Enterprise Security</b>	Yes	Yes	Yes	Yes
<b>Miracast</b>	Yes	-	Yes	-
<b>Split Screen</b>	Yes	Yes	Yes	Yes
<b>Super Resolution</b>	Yes	Yes	Yes	Yes
<b>Detail Enhancement</b>	Yes	Yes	Yes	Yes
<b>Scene Adaptive Gamma</b>	Yes	Yes	Yes	Yes
<b>360 Degrees Projection</b>	Yes	Yes	Yes	Yes
<b>Content Playback</b>	Yes	Yes	Yes	Yes
<b>Edge Blending</b>	Yes	Yes	Yes	Yes
<b>Curved Surface Correction</b>	-	Yes	-	Yes
<b>GENERAL</b>				
<b>Dimensions D x W x H (Including Feet)</b>	339 x 440 x 136 mm	339 x 440 x 136 mm	339 x 440 x 136 mm	339 x 440 x 136 mm
<b>Weight</b>	7.7 kg	8.3 kg	8.4 kg	8.5 kg
<b>Power Consumption: LD On</b>	293 W	312 W	345 W	366 W
<b>Power Consumption: Standby</b>	2 W	2 W	2 W	2 W
<b>Noise Level (Normal/Eco)</b>	31 / 23 dB	31 / 23 dB	38 / 27 dB	38 / 27 dB